

## ADDENDUM NO. 2

June 22, 2011

The following revisions supersede previous information and become a part of the Contract Documents (Project Manual) by this issue.

### PROJECT MANUAL / SPECIFICATIONS

Referenced Project Manual / Specification Sections are attached in Adobe PDF format in their entirety. Brief description of revisions to each Section enumerated below. Deleted items are indicated by ~~strike through~~; added items are either underlined or **highlighted**.

#### DIVISION 0      BIDDING DOCUMENTS

SECTION 00000      TABLE OF CONTENTS  
Added Section 15321 (Fire Pumps-Vertical)

SECTION 00310      PROPOSAL FORM  
Added Alternate #10 to bid form.

#### DIVISION 1      GENERAL REQUIREMENTS

SECTION 01210      ALLOWANCES  
Revised Owners Contingency from \$200,000.00 to \$250,000.00

SECTION 01230      ALTERNATES  
Added Alternate #10 – Cost of aluminum roof/wall panels over steel base bid panels.


#### DIVISION 7      THERMAL AND MOISTURE PROTECTION

SECTION 07411      METAL ROOF AND WALL PANELS  
Changed specified steel metal panel material to BASE BID. Added ALTERNATE Bid Item for aluminum panels.

ADDENDUM NO. 2 (June 22, 2011)

Bay Design Associates Architects, PL      720 Bayfront Parkway Suite 200      Pensacola, FL 32502  
850.432.0706 x 102 fax 850.433.0508 email: [steve@baydesign.com](mailto:steve@baydesign.com)


PAGE 1



<u>DIVISION 8</u>	<u>DOORS AND WINDOWS</u>
SECTION 08110	STEEL DOORS AND FRAMES
	Revised door and frame gauge, added note re: galvanizing
SECTION 08441	ALUMINUM FRAMED ENTRANCES AND STOREFRONTS
	Clarified requirement for exit devices on all aluminum entrances
SECTION 08800	GLAZING
	Clarified Low "E" glazing standards and location
SECTION 08950	TRANSLUCENT CANOPY SYSTEMS
	Added "Basis of Design" product
 <u>DIVISION 9</u>	 <u>FINISHES</u>
SECTION 09510	ACOUSTICAL CEILINGS
	Added "Basis of Design" systems, clarified requirements of each ACT type.
SECTION 09960	HIGH PERFORMANCE COATINGS
	Clarified wall and floor epoxy coatings, provided "Basis of Design" products.
 <u>DIVISION 15</u>	 <u>MECHANICAL</u>
SECTION 15510	FIRE PUMPS (VERTICAL)
	Added entire new Section
SECTION 15510	HYDRONIC PIPING
	Added information re: HDPE piping



## DRAWINGS


Drawing revisions are clouded and tagged as revision 2 

Index of Drawings – Original Issue Date: 06-01-11 - Revised 06-06-11						
	Sheet #		Rev Date	Rev #	Title	Addendum #1 Modifications
1	CS		06-20-11	2	Cover Sheet, Drawing Index	1. Add sheet A442: Drop Off Canopy Details 2. Add sheet Tel 303A: IP Security Camera System Site Plan – Remote Locations
Civil						
2	C	2.2	06-20-11	2	Phase 2 Site Layout & Dimension Plan	1. Note added at entry walk 2. Revised steps 2
3	C	2.4	06-20-11	2	Phase 2 Grading & Drainage Plan	1. Identified drain @ recessed foot grill at outside patio 2. Note added at entry walk 3. Revised steps 2
4	C	4.1	06-20-11	2	Site Details	1. Revised dumpster pad detail 2. Added wood fence dumpster enclosure detail 3. Keystone blocks revised to 12"
Structural						
5	S	405	06-20-11	2	Sections & Details	1. Raised sill height of windows on north gym wall from 12'-0" to 15'-4" AFF
6	S	502	06-20-11	2	Framing Elevations	1. Corrected column grid line notation in framing elevations 1 through 6
Architectural						
7	A	001	06-20-11	2	Phasing/Construction Coordination plan	1. Clarify drawing identifier

ADDENDUM NO. 2 (June 22, 2011)

Bay Design Associates Architects, PL 720 Bayfront Parkway Suite 200 Pensacola, FL 32502  
 850.432.0706 x 102 fax 850.433.0508 email: [steve@baydesign.com](mailto:steve@baydesign.com)

PAGE 3



Index of Drawings – Original Issue Date: 06-01-11 - Revised 06-06-11


	Sheet #		Rev Date	Rev #	Title	Addendum #1 Modifications
8	A	100	06-20-11	2	Overall Building & Sidewalk Plan	<ol style="list-style-type: none"> <li>1. Revised exterior steps 2</li> <li>2. Revised drop-off canopy</li> <li>3. Revised concrete walk at entry</li> <li>4. Chain link fence at cooling tower enclosure revised to 10'-0"</li> </ol>
9	A	101	06-20-11	2	Building "A" – Ground Level Floor Plan	<ol style="list-style-type: none"> <li>1. Revised exterior steps 2</li> <li>2. Revised entry plan</li> <li>3. Note added regarding building plaque</li> </ol>
10	A	102	06-20-11	2	Building "A" – Mezzanine Level Floor Plan	<ol style="list-style-type: none"> <li>1. Shift wall between fire riser room and gym storage</li> </ol>
11	A	110	06-20-11	2	Building "A" – Ground Level Reflected Ceiling Plan	<ol style="list-style-type: none"> <li>1. Add section at acoustical ceiling tile within structure</li> <li>2. Revised finish at reception</li> <li>3. Un-used finish removed from legend</li> <li>4. Revised drop off canopy</li> <li>5. Section added at drop off canopy</li> <li>6. Revised structure at entry</li> </ol>
12	A	120	06-20-11	2	Building "A" – Roof Plan	<ol style="list-style-type: none"> <li>1. Section marks added</li> <li>2. Revised drop off canopy</li> </ol>
13	A	121	06-20-11	2	Building "A" – New Work Roof Plan	<ol style="list-style-type: none"> <li>1. Add section marks</li> </ol>
14	A	200	06-20-11	2	Building "A" Exterior Elevations	<ol style="list-style-type: none"> <li>1. Graphic clarification at entry</li> <li>2. Relocated downspout nozzle</li> <li>3. Site work items shown (retaining wall, sloped earth, concrete walk, concrete steps &amp; ramps)</li> <li>4. Fence at mechanical cooling tower shown</li> <li>5. Revised storefront at north end of gym</li> </ol>

ADDENDUM NO. 2 (June 22, 2011)

Bay Design Associates Architects, PC 720 Bayfront Parkway Suite 200 Pensacola, FL 32502  
850.432.0706 x 102 fax 850.433.0508 email: [steve@baydesign.com](mailto:steve@baydesign.com)

Index of Drawings – Original Issue Date: 06-01-11 - Revised 06-06-11

	Sheet #		Rev Date	Rev #	Title	Addendum #1 Modifications
15	A	201	06-20-11	2	Building "A" Exterior Elevations	<ol style="list-style-type: none"> <li>1. Graphic clarification at entry</li> <li>2. Metal siding shown</li> <li>3. Site work items shown (retaining wall, sloped earth, concrete walk, concrete steps &amp; ramps, grade)</li> <li>4. Metal flashing noted</li> </ol>
16	A	202	06-20-11	2	Building "B" Exterior Elevations – New Work	<ol style="list-style-type: none"> <li>1. Metal siding noted</li> <li>2. Graphic clarification at roof edge</li> <li>3. Graphic clarification at brick veneer</li> <li>4. Metal siding shown</li> </ol>
17	A	300	06-20-11	2	Building "A" – Building Sections	<ol style="list-style-type: none"> <li>1. Revise scoreboard location</li> <li>2. Revised storefront at north end of gymnasium</li> <li>3. Added/revised notes at roof detail</li> <li>4. Revised detail at roof structure</li> <li>5. Revised dimension at soffit</li> </ol>
18	A	301	06-20-11	2	Building "A" – Building Sections	<ol style="list-style-type: none"> <li>1. Canopy revision</li> <li>2. Clarify foundation at entry</li> <li>3. Revised storefront head and sill details</li> <li>4. Header clarification</li> <li>5. Soffit height clarification</li> </ol>
19	A	310	06-20-11	2	Wall Sections	<ol style="list-style-type: none"> <li>1. Rigid insulation added</li> </ol>
20	A	312	06-20-11	2	Wall Sections	<ol style="list-style-type: none"> <li>1. Revised section notes at existing wall</li> <li>2. Revised section w/notes at new parapet/existing wall showing roof condition</li> <li>3. Columns lines added for clarification at section @ new parapet/existing wall</li> <li>4. Graphic clarification at detail 4/312</li> </ol>




Index of Drawings – Original Issue Date: 06-01-11 - Revised 06-06-11

	Sheet #		Rev Date	Rev #	Title	Addendum #1 Modifications
21	A	320	06-20-11	2	Details	1. Revise detail at existing pilaster
22	A	322	06-20-11	2	Details	1. Acoustical ceiling detail added 2. Add roof structure notes
23	A	325	06-20-11	2	Details	1. Revise detail showing addition of batt insulation 2. Revise header
24	A	326	06-20-11	2	Details	1. Add/revise details
25	A	328	06-20-11	2	Details	1. Note added regarding batt insulation 2. Indicated drop off canopy 3. Detail omitted 4. Clarify foundation at entry
26	A	400	06-20-11	2	Building A – Enlarged Kitchen Floor Plan	1. Revise equipment hood and skirt 2. Revise wall and floor finish
27	A	401	06-20-11	2	Building A – Enlarged Gymnasium Plan	1. Revise scoreboard locations
28	A	402	06-20-11	2	Building A- Enlarged Entry Plan	1. Entire sheet revised for clarification 2. Expansion and control joints addedcan
29	A	410	06-20-11	2	Building 'A' Enlarged Toilet Plan, Accessories & Elevations	1. Revised dimensions at toilet stalls, urinals and showers
30	A	442	--	--	Drop Off Canopy Details	1. New sheet issued
31	A	460	06-20-11	2	Casework	2. Accessible counter clarification 3. Casework elevation clarification 4. Casework section clarification 5. Finish clarification 6. Window clarification


ADDENDUM NO. 2 (June 22, 2011)

Bay Design Associates Architects, PL 720 Bayfront Parkway Suite 200 Pensacola, FL 32502  
850.432.0706 x 102 fax 850.433.0508 email: [steve@baydesign.com](mailto:steve@baydesign.com)



Index of Drawings – Original Issue Date: 06-01-11 - Revised 06-06-11

	Sheet #		Rev Date	Rev #	Title	Addendum #1 Modifications
32	A	510	06-20-11	2	Door, Window & Storefront Elevations	1. Storefront 'N', 'N1', 'P' and 'P1' revised
33	A	512	06-20-11	2	Door & Window Section & Details	1. Hollow metal window sill @ CMU detail added
34	A	600	06-20-11	2	Door & Window Schedules, Finish Schedule	2. Clarify finishes 3. Ceiling finish column added 4. Note added regarding panic devices 5. Note added regarding epoxy non-slip coating 6. Wall pattern elevation @entry revised 7. Building plaque elevation clarified
Mechanical						
35	M	501	06-20-11	2	Mechanical Details	1. Removed obsolete geothermal valve vault detail
Fire Protection						
36	FP	101	06-20-11	2	Fire Protection Plan – New Work	1. Added enlarged fire riser room plan
37	FP	301	06-20-11	2	Fire Protection Sections	1. Added fire protection details and notes
Electrical						
38	E	121	06-20-11	2	Building A First Floor Plan - Power	1. Replace sheet in its entirety with the attached 30"x42" Sheet E121 dated 06/20/11. 2. Added power for new fire pump and jockey pump. Relocated the cooling tower heat trace to outside. Added 120V connection to fire alarm bell on exterior wall.



Index of Drawings – Original Issue Date: 06-01-11 - Revised 06-06-11

	Sheet #		Rev Date	Rev #	Title	Addendum #1 Modifications
39	E	131	06-20-11	2	Building A First Floor Plan – Fire Alarm	<ol style="list-style-type: none"> <li>1. Replace sheet in its entirety with the attached 30"x42" Sheet E131 dated 06/20/11.</li> <li>2. Added tamper switches, flow switch and monitor module for the fire pump addition.</li> </ol>
40	E	300	06-20-11	2	Single Line Diagram	<ol style="list-style-type: none"> <li>1. Replace sheet in its entirety with the attached 30"x42" Sheet E300 dated 06/20/11.</li> <li>2. Modified the Mechanical Equipment Electrical Schedule and Single Line Diagram for the addition of a fire pump and jockey pump.</li> </ol>
41	E	400	06-20-11	2	Schedules	<ol style="list-style-type: none"> <li>1. Replace sheet in its entirety with the attached with the attached 30"x42" Sheet E400 dated 06/20/11.</li> <li>2. Modified the Lighting Fixture Schedule.</li> </ol>
42	E	401	06-20-11	2	Schedules	<ol style="list-style-type: none"> <li>1. Replace sheet in its entirety with the attached 30"x42" Sheet E401 dated 06/20/11.</li> <li>2. Modified panelboard schedules 2M2A AND 2P1A.</li> </ol>
Telecommunications						
43	TEL	303	06-20-11	2	IP Security Camera System Single Line Diagram	<ol style="list-style-type: none"> <li>1. Revised Note</li> </ol>
44	TEL	303 A	--	--	IP Security Camera System Site Plan – Remote Locations	<ol style="list-style-type: none"> <li>2. Sheet added, issue date 06-20-11</li> </ol>

END OF ADDENDUM NO.1

ADDENDUM NO. 2 (June 22, 2011)

Bay Design Associates Architects, PL 720 Bayfront Parkway Suite 200 Pensacola, FL 32502  
850.432.0706 x 102 fax 850.433.0508 email: [steve@baydesign.com](mailto:steve@baydesign.com)